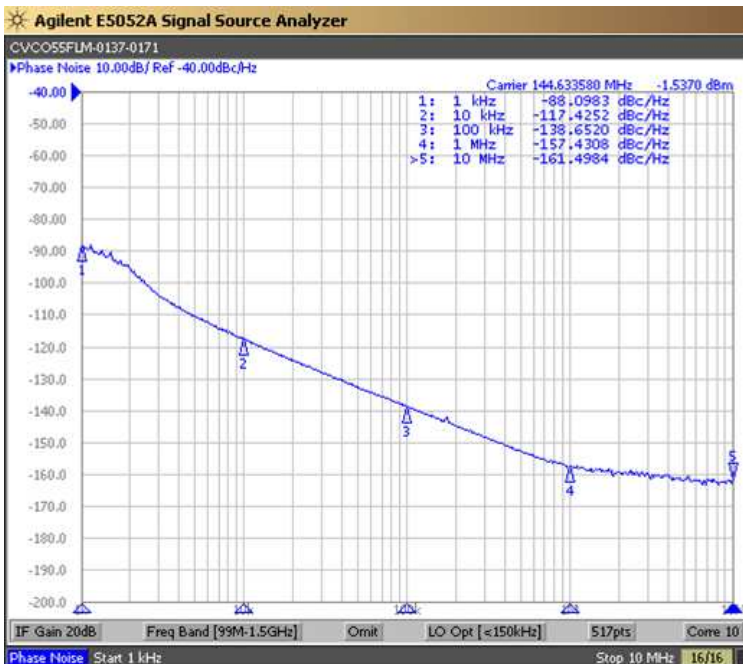


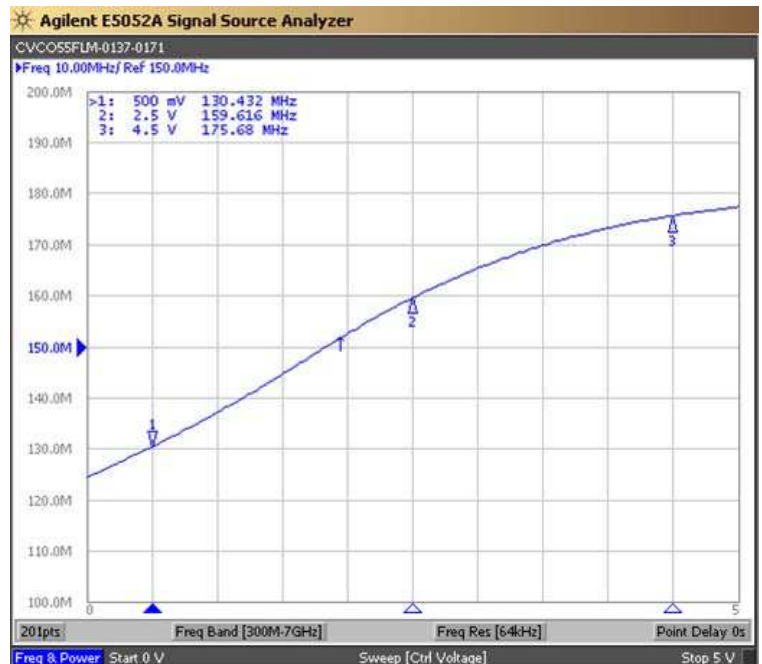


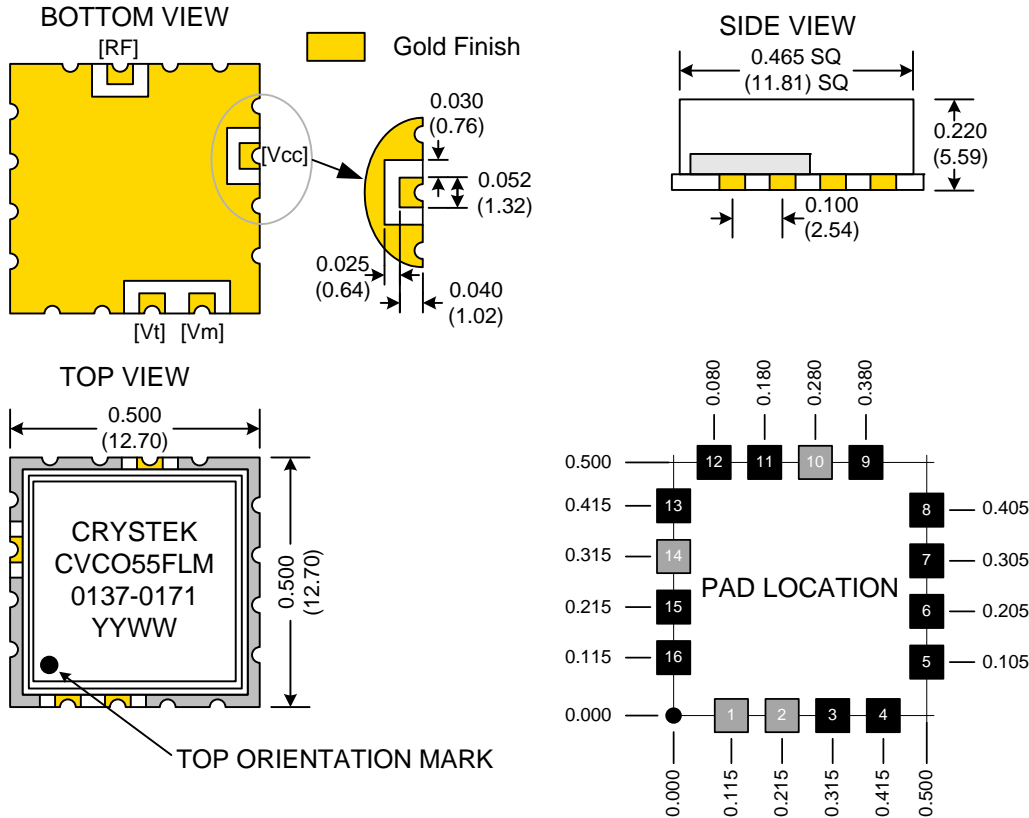
PERFORMANCE SPECIFICATION	MIN	TYP	MAX	UNITS
Lower Frequency:			137	MHz
Upper Frequency:	171			MHz
Tuning Voltage:	0.5		4.5	VDC
Supply Voltage:	4.75	5.0	5.25	VDC
Output Power:	-3.0	0	+3.0	dBm
Supply Current:			5	mA
Harmonic Suppression (2 <sup>nd</sup> Harmonic):		-15		dBc
Pushing:		0.5	1.0	MHz/V
Pulling, all Phases:		1.5	3.0	MHz pk-pk
Tuning Sensitivity:		15		MHz/V
Phase Noise @ 10kHz offset:		-118		dBc/Hz
Modulation Sensitivity:		-25		KHz/V
Modulation Port Input Capacitance:		330		pF
Load Impedance:		50		$\Omega$
Input Capacitance:			330	pF
Operating Temperature Range:	-30		+75	$^{\circ}\text{C}$
Storage Temperature Range:	-40		+85	$^{\circ}\text{C}$

Phase Noise (1 Hz BW, Typical)



Tuning Curve (Typical)

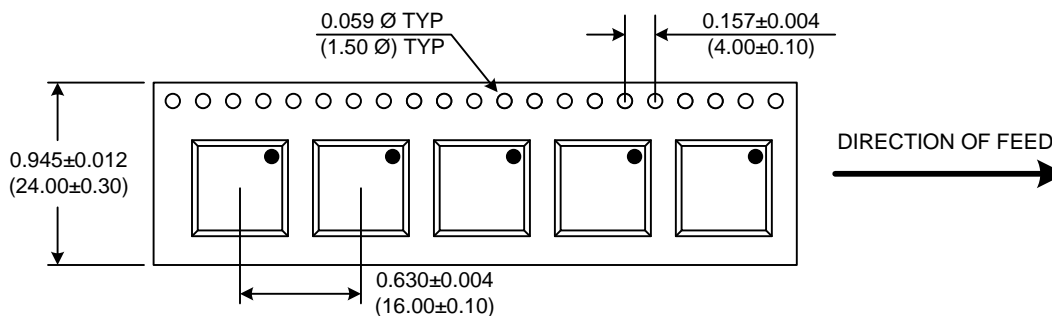




Pad	Connection
1	Vm
2	Vt
10	RF-OUTPUT
14	Vcc
Others	GROUND

- Unless otherwise specified, Dimensions are in:  $\frac{IN}{(mm)}$
- Pad Location Dimensions are in: Inches

**TAPE AND REEL**



Drawing not to scale

**Product Control:**

Crystek Part Number:	CVCO55FLM-0137-0171	Release Date:	03-Aug-11
Revision Level:	B	Responsible:	C. Vales

Specification is subject to change without notice