

SERIES: 2.5-5 W US USB | **DESCRIPTION:** AC-DC POWER SUPPLY

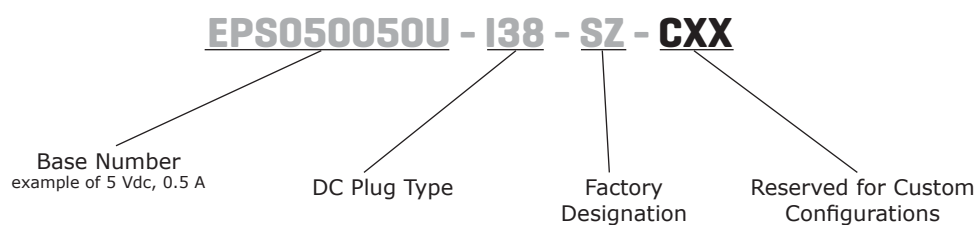
FEATURES

- up to 5 W power
- universal input (90~264 Vac)
- compact size
- single regulated output (5 V)
- over voltage and short circuit protections
- UL/cUL safety approval
- level IV efficiency
- custom designs available



MODEL	output voltage	output current max	output power max	ripple ¹ and noise max	efficiency level
	(Vdc)	(A)	(W)	(mVp-p)	
EPS050050U-I38-SZ	5	0.5	2.5	150	IV
EPS050100U-I38-SZ	5	1	5	150	IV

Notes: 1. At full load, 100 ~ 240 Vac input, 20 MHz bandwidth oscilloscope, each output terminated with 10 μ F aluminum electrolytic and 0.1 μ F ceramic capacitors.

PART NUMBER KEY


INPUT

parameter	conditions/description	min	nom	max	units
voltage		90		264	Vac
frequency		47		63	Hz
current	0.5 A model			100	mA
	1.0 A model			200	mA
inrush current	at 115 Vac, cool start			15	A
	at 230 Vac, cool start			30	A
no load power consumption	0.5 A model			0.5	W
	1.0 A model			0.3	W

OUTPUT

parameter	conditions/description	min	nom	max	units
line regulation			±1		%
load regulation	0.5 A model		±0.3		Vdc
	1.0 A model		±0.25		Vdc

PROTECTION

parameter	conditions/description	min	nom	max	units
over voltage protection	0.5 A model: 1.0 A model: clamped by internal protection zener			9	Vdc
short circuit protection	output shut down and auto restart				

SAFETY & COMPLIANCE

parameter	conditions/description	min	nom	max	units
isolation voltage	input to output at 10 mA for 1 minute			3,000 4,242	Vac Vdc
isolation resistance	input to output at 500 Vdc	100			MΩ
safety approvals	UL/cUL 60950-1				
EMI/EMC	0.5 A model: FCC class B, CE, VCCI-I 1.0 A model: FCC class B, EN 55022				
leakage current				0.25	mA
RoHS compliant	yes				

ENVIRONMENTAL

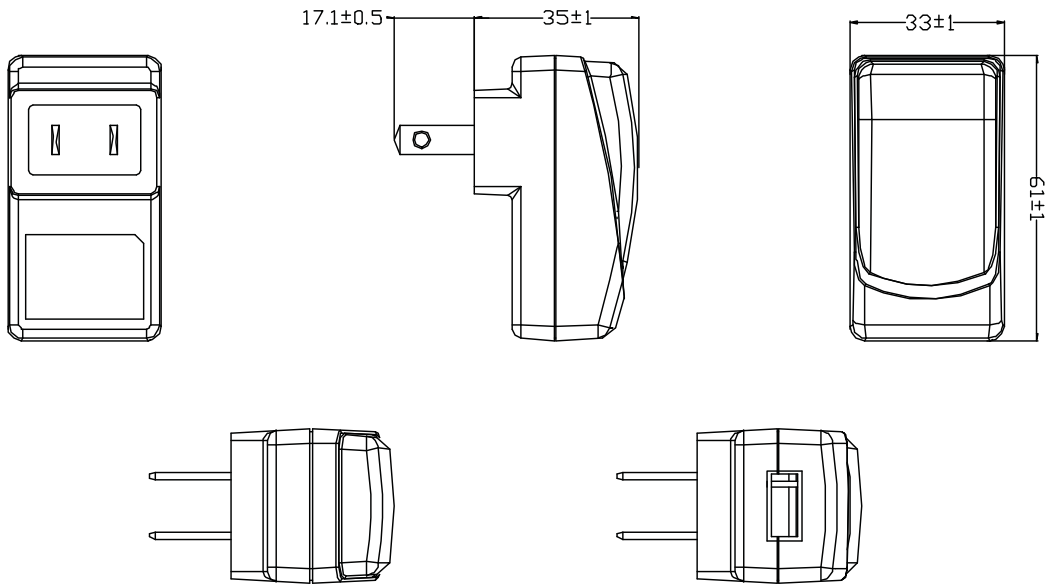
parameter	conditions/description	min	nom	max	units
operating temperature		0		40	°C
storage temperature		-20		70	°C
operating humidity		20		80	%
storage humidity		10		90	%

MECHANICAL

parameter	conditions/description	min	typ	max	units
dimensions	0.5 A model: 2.402 x 1.299 x 1.378 (61 x 33 x 35 mm)				inch
	1.0 A model: 2.874 x 1.142 x 1.752 (73 x 29 x 44.5 mm)				inch
weight	0.5 A model		48		g
	1.0 A model		63		g
input plug	direct plug-in US type				

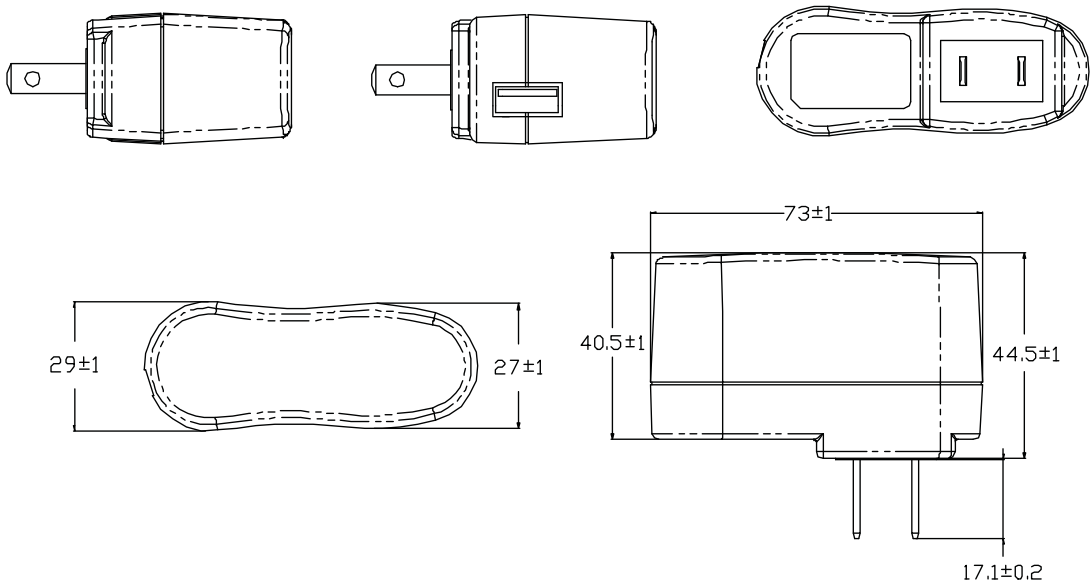
MECHANICAL DRAWING (0.5 A MODEL)

units: mm



MECHANICAL DRAWING (1.0 A MODEL)

units: mm



REVISION HISTORY

rev.	description	date
1.0	initial release	08/06/2009
1.01	features section updated, V-Infinity branding removed	08/21/2012

The revision history provided is for informational purposes only and is believed to be accurate.

**CUI INC[®]**

Headquarters
20050 SW 112th Ave.
Tualatin, OR 97062
800.275.4899

Fax 503.612.2383
cui.com
techsupport@cui.com

This device complies with part 15 of the FCC Rules. Operation is subject to the following two conditions:

- (1) This device may not cause harmful interference, and
- (2) this device must accept any interference received, including interference that may cause undesired operation.

CUI offers a one (1) year limited warranty. Complete warranty information is listed on our website.

CUI reserves the right to make changes to the product at any time without notice. Information provided by CUI is believed to be accurate and reliable. However, no responsibility is assumed by CUI for its use, nor for any infringements of patents or other rights of third parties which may result from its use.

CUI products are not authorized or warranted for use as critical components in equipment that requires an extremely high level of reliability. A critical component is any component of a life support device or system whose failure to perform can be reasonably expected to cause the failure of the life support device or system, or to affect its safety or effectiveness.