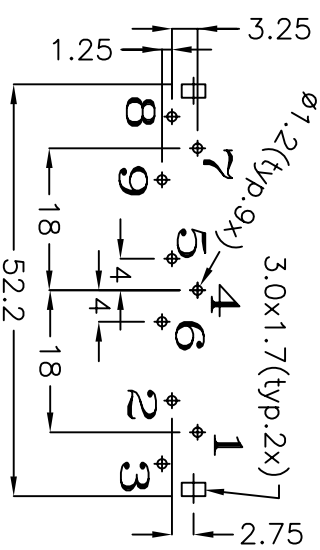
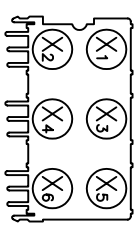


Color Chart

1 =	Black
2 =	Red
3 =	White
4 =	Yellow
5 =	Blue
6 =	Green



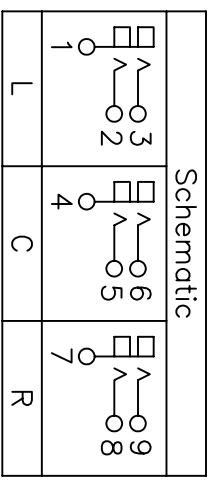
PC Board Layout
(Top View)

- Specifications:
1. Insulation Resistance: 100MΩhms min. (initial)
 2. Contact Resistance (initial): 30mΩhms max at 100mA(max) 1KHz.
 3. Dielectric Withstand Voltage: AC 500V, 60Hz for 1 minute.
 4. Insertion Force: 3Kgs max.
 5. Extraction Force: 0.08Kgs min.
- Humidity Test: 40±2, 90~95%, 48 hours.

ROHS
Compliant

Part No.	Input X ₁	Input X ₂	Input X ₃	Input X ₄	Input X ₅	Input X ₆
RCJ-61212121	Red	Black	Red	Black	Red	Black
RCJ-61343434	White	Yellow	White	Yellow	White	Yellow
RCJ-61232323	Red	White	Red	White	Red	White
RCJ-61223344	Red	Red	White	White	Yellow	Yellow
RCJ-61X ₁ X ₂ X ₃ X ₄ X ₅ X ₆	Color X ₁	Color X ₂	Color X ₃	Color X ₄	Color X ₅	Color X ₆

Example: (Black, Red, White, Yellow, Blue, Green)
RCJ-61X₁X₂X₃X₄X₅X₆ = RCJ-61123456



No.	Description	Material	Qty	Finish
1	Earth Terminal (Barrel)	0.5t Brass	3	Nickel Plated
2	Terminal D	0.5t Brass	3	Silver Plated
3	Terminal T	0.5t Brass	3	Silver Plated
4	Base	ABS	1	Black Color
5	Cover	ABS	3	Black Color
6	Input	PBT	6	See Color Index

9615 SW Allen, Suite 103
Beaverton, OR 97005
Phone: (503) 643-4899
800-275-4899
Fax: (503) 372-1266
Website: www.cui.com

