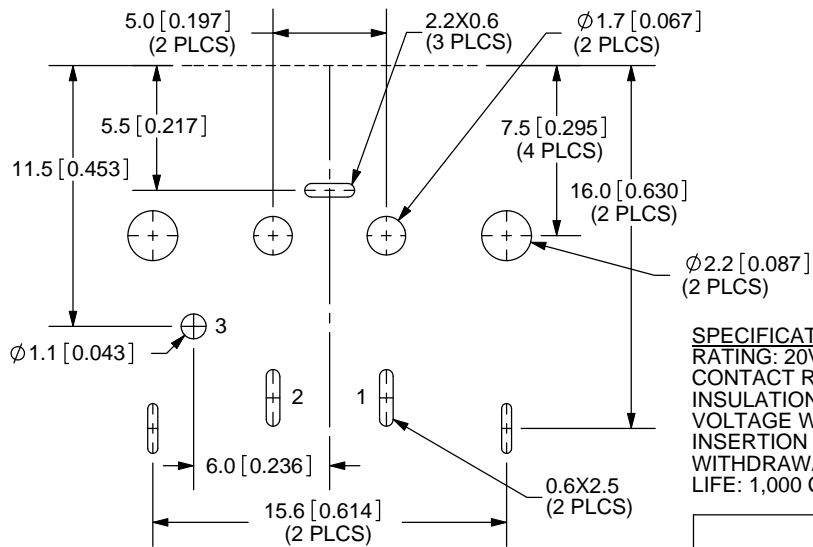
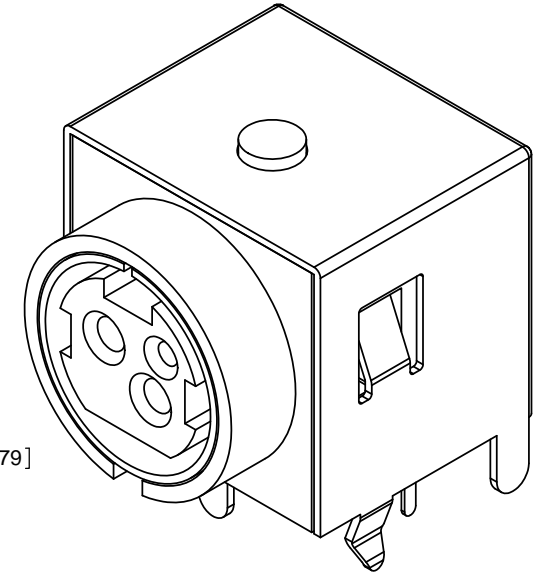
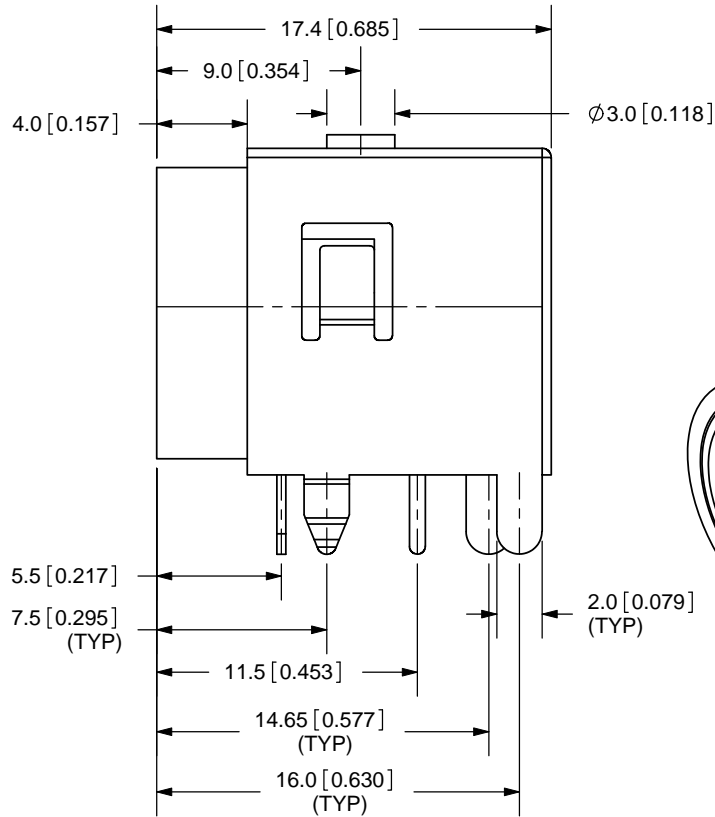
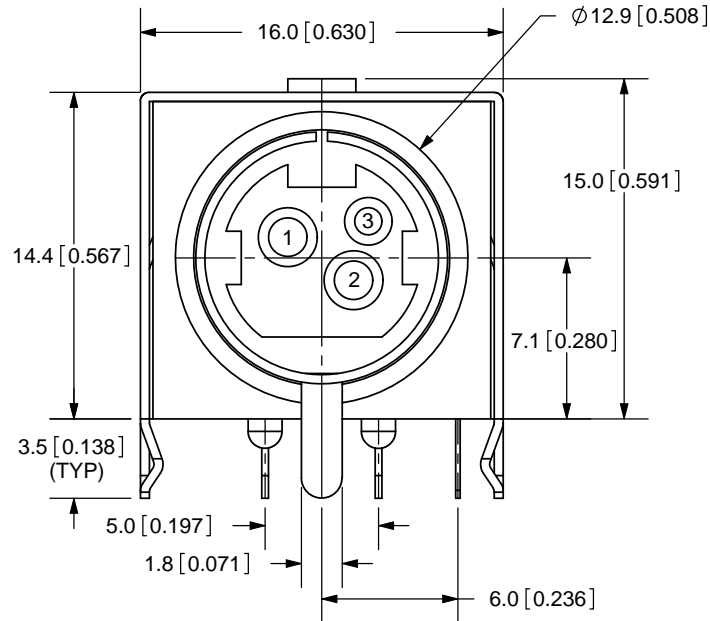


REV.	DESCRIPTION	DATE
A	NEW DRAWING	11/19/2008
B	update to tolerance	9/8/2009



PCB LAYOUT
TOP VIEW

SPECIFICATIONS:
 RATING: 20V DC @ 7.5A
 CONTACT RESISTANCE: 30m OHMS MAX
 INSULATION RESISTANCE: 50M OHMS MIN: 250V DC
 VOLTAGE WITHSTAND: 250V AC R.M.S. FOR 1 MINUTE
 INSERTION FORCE: 6.0KG MAX
 WITHDRAWAL FORCE: 0.5 - 6.0KG
 LIFE: 1,000 CYCLES

	MATERIAL	PLATING
TERMINAL 1	Phosphor Bronze	Tin
TERMINALS 2-3	Brass	Tin
EARTH TERMINAL	Brass	Tin
SHIELD	Steel	Tin
HOUSING	PBT	

TOLERANCE:
 ±0.2mm UNLESS OTHERWISE
 SPECIFIED



20050 SW 112th Ave.
 Tualatin, OR 97062
 Phone: 503-612-2300
 800-275-4899
 Fax: 503-612-2383
 Website: www.cui.com

TITLE: 3-PIN POWER DIN JACK, RIGHT ANGLE, WITH SHIELDING		REV: B
PART NO. PD-30S	UNITS: MM [INCHES]	
DRAWN BY: ZRJ	APPROVED BY:	SCALE: 3:1

PC FILE NAME:
 PD-30S

COPYRIGHT 2008 BY CUI INC.