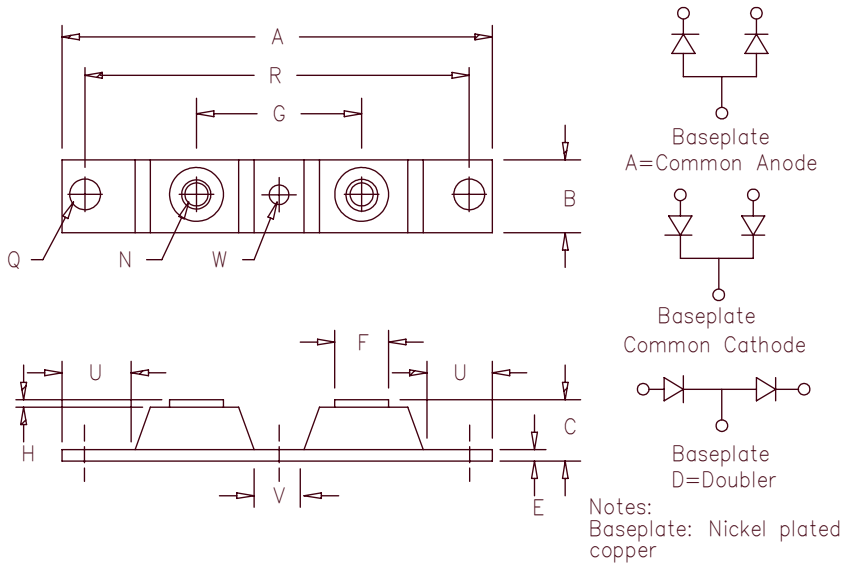


Schottky PowerMod

CPT30035 — CPT30050



Dim. Inches		Millimeters		Notes
Min.	Max.	Min.	Max.	
A	---	3.630	---	92.20
B	0.700	0.800	17.78	20.32
C	---	0.630	---	16.00
E	0.120	0.130	3.05	3.30
F	0.490	0.510	12.45	12.95
G	1.375 BSC		34.92 BSC	
H	0.010	---	0.25	---
N	---	---	---	1/4-20
Q	0.275	0.290	6.99	7.37 Dia.
R	3.150 BSC		80.01 BSC	
U	0.600	---	15.24	---
V	0.312	0.340	7.92	8.64
W	0.180	0.195	4.57	4.95 Dia.

Microsemi Catalog Number	Industry Part Number	Working Peak Reverse Voltage	Repetitive Peak Reverse Voltage
CPT30035*	301CNQ035	35V	35V
CPT30040*	301CNQ040	40V	40V
CPT30045*	301CNQ045	45V	45V
	MBRP30045CT		
CPT30050*		50V	50V

*Add Suffix A for Common Anode, D for Doubler

- Schottky Barrier Rectifier
- Guard Ring Protection
- 300 Amperes/35 to 50 Volts
- 175°C Junction Temperature
- Reverse Energy Tested
- ROHS Compliant

Electrical Characteristics

Average forward current per pkg	$I_{F(AV)}$ 300 Amps	$T_C = 136^\circ\text{C}$, Square wave, $R_{\theta JC} = 0.20^\circ\text{C/W}$
Average forward current per leg	$I_{F(AV)}$ 150 Amps	$T_C = 136^\circ\text{C}$, Square wave, $R_{\theta JC} = 0.40^\circ\text{C/W}$
Maximum surge current per leg	I_{FSM} 2000 Amps	8.3ms, half sine, $T_J = 175^\circ\text{C}$
Maximum repetitive reverse current per leg	$I_{R(OV)}$ 2 Amps	$f = 1 \text{ KHZ}$, 25°C
Max peak forward voltage per leg	V_{FM} 0.70 Volts	$I_{FM} = 200\text{A}$; $T_J = 125^\circ\text{C}$ *
Max peak forward voltage per leg	V_{FM} 0.76 Volts	$I_{FM} = 200\text{A}$; $T_J = 25^\circ\text{C}$ *
Max peak reverse current per leg	I_{RM} 75 mA	V_{RRM} , $T_J = 125^\circ\text{C}$ *
Max peak reverse current per leg	I_{RM} 4.0 mA	V_{RRM} , $T_J = 25^\circ\text{C}$
Typical junction capacitance per leg	C_J 4600 pF	$V_R = 5.0\text{V}$, $T_C = 25^\circ\text{C}$

*Pulse test: Pulse width 300 μ sec, Duty cycle 2%

Thermal and Mechanical Characteristics

Storage temp range	T_{STG}	-55°C to 175°C
Operating junction temp range	T_J	-55°C to 175°C
Max thermal resistance per leg	$R_{\theta JC}$	0.40°C/W Junction to case
Max thermal resistance per pkg	$R_{\theta JC}$	0.20°C/W Junction to case
Typical thermal resistance (greased)	$R_{\theta CS}$	0.08°C/W Case to sink
Terminal Torque		35-50 inch pounds
Mounting Base Torque (outside holes)		30-40 inch pounds
Mounting Base Torque (center hole)		8-10 inch pounds
center hole must be torqued first		
Weight		2.8 ounces (75 grams) typical

CPT30035 – CPT30050

Figure 1
Typical Forward Characteristics – Per Leg

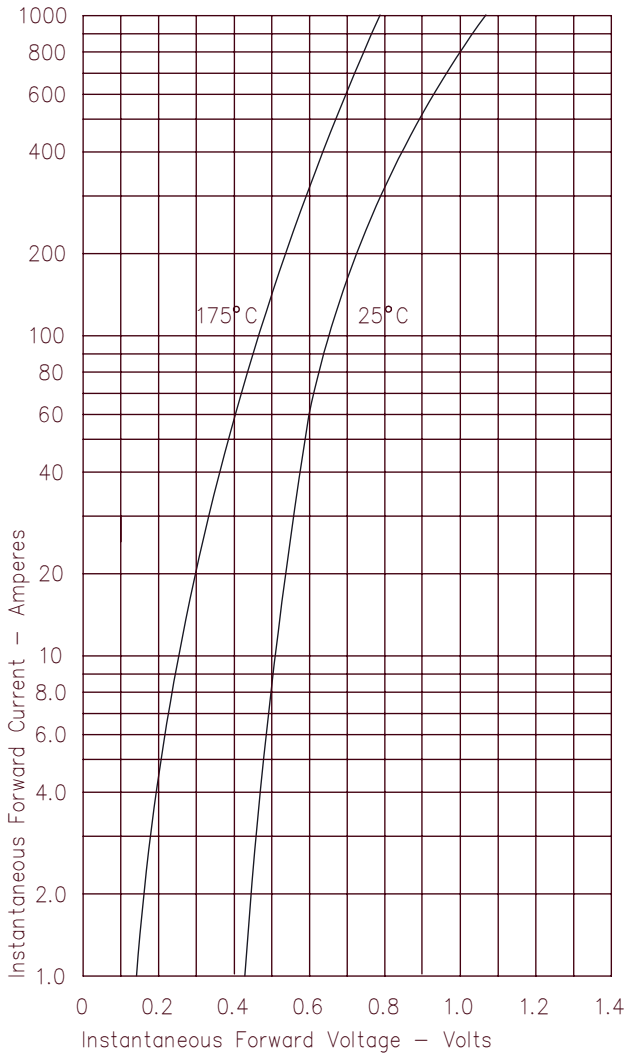


Figure 3
Typical Junction Capacitance – Per Leg

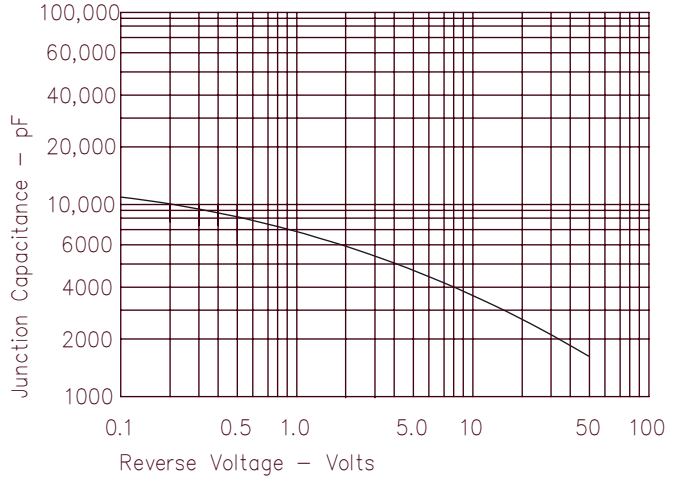


Figure 4
Forward Current Derating – Per Leg

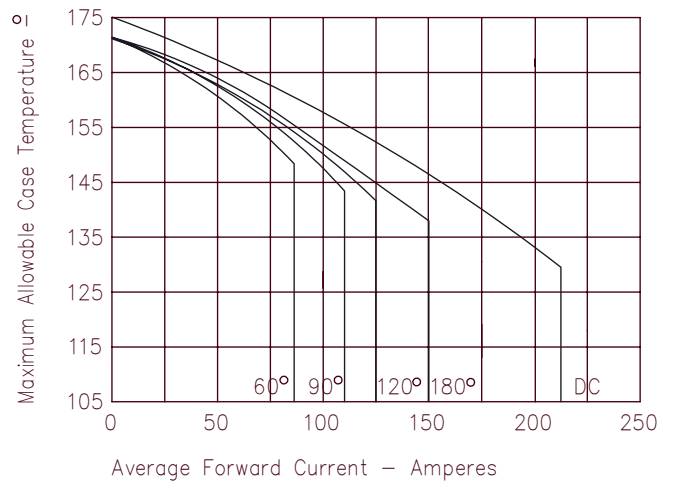


Figure 2
Typical Reverse Characteristics – Per Leg

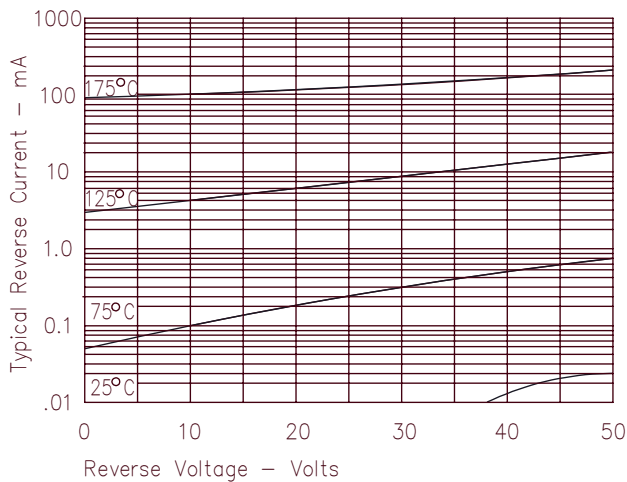


Figure 5
Maximum Forward Power Dissipation – Per Leg

