

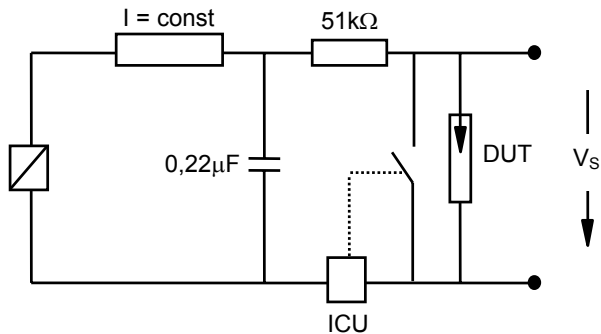
Nominal breakdown voltage $V_N$	600	V
Initial values <sup>2)</sup>		
Static breakdown voltage $V_S$ <sup>1)</sup>		
First ignition value $V_{S, FTE}$ after 24 hours in darkness	$\leq 720$	V
Following ignition values $V_{S, FIV}$	560 ... 680	V
Electrical life time <sup>3)</sup>		
Breakdown voltage $V_B$		
First ignition value $V_{B, FTE}$ after 24 hours in darkness	$\leq 750$	V
Ignition time $t_i$ at $V_0$ during life	$\leq 90$	ms
Following ignition values $V_{B, FIV}$	540 ... 700	V
Switching operations at -40; +25; +125°C	40 000	Ignitions
Test circuit parameters		
Open circuit voltage $V_0$	750	V
Loading resistance R	13	k $\Omega$
Discharge capacitance C	470	nF
Inductance L	0,1	$\mu$ H
Discharge peak current $I_P$	max. 1000	A
General technical data		
Insulation resistance at 100 V	$> 10$	M $\Omega$
Early ignition values between 500 ... 680 V	$\leq 2$	%
Breakdown time	$\leq 50$	ns
Maximum switching frequency	200	Hz
Weight	$\sim 2$	g
Marking, blue	<b>EPCOS 600 WWY O</b> 600 - Nominal voltage WW - Calendar week of production Y - Year of production O - Non radioactive	

<sup>1)</sup> At delivery AQL 0,65 level II, DIN ISO 2859

<sup>2)</sup> Page 2, Fig. 1 and 2

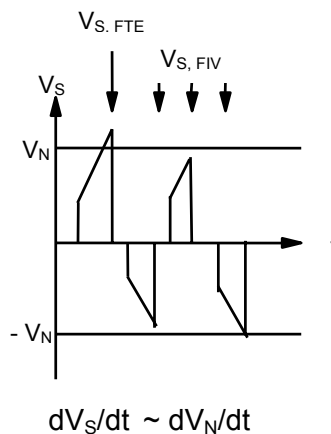
<sup>3)</sup> Page 2, Fig. 3 and 4

**Fig. 1:** QC- test circuit (100% outgoing inspection)

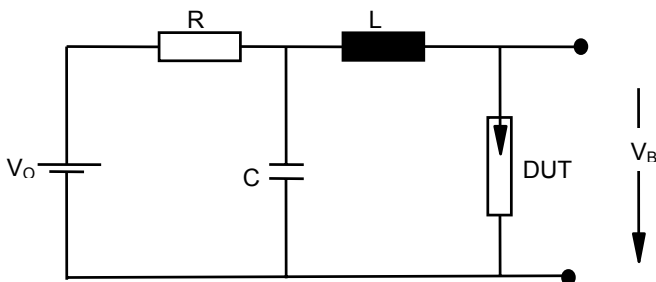


DUT device under test  
 ICU ignition control unit (sensitivity 10 .. 30 μA)  
 Discharge current 10 – 20 mA

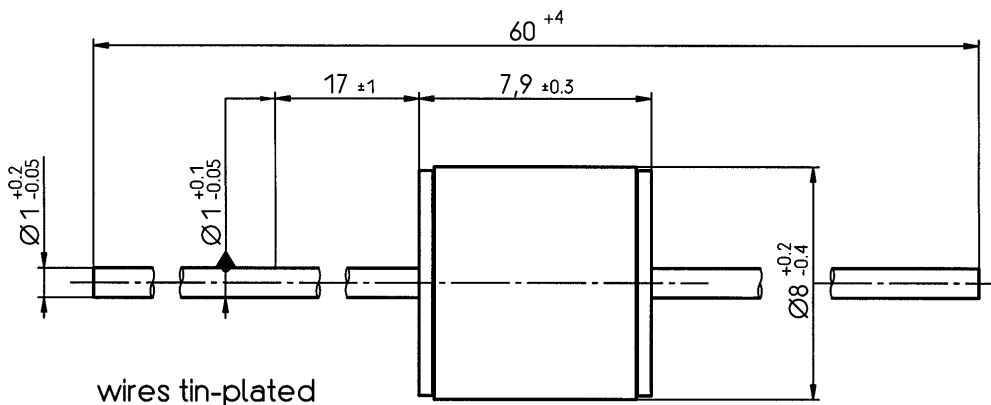
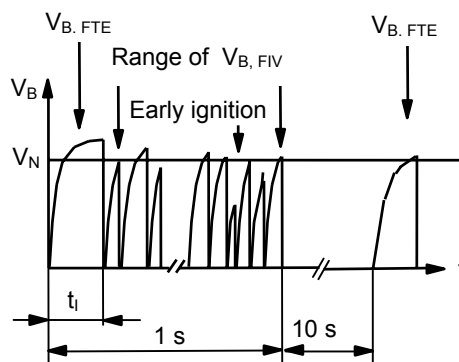
**Fig. 2:** Explanation of measurands



**Fig. 3:** QC- test circuit (sampling inspection at 25 °C)



**Fig. 4:** Explanation of measurands



Not to scale  
 Dimensions in mm  
 Non controlled document

© EPCOS AG 2002. Reproduction, publication and dissemination of this data sheet, enclosures hereto and the information contained therein without EPCOS' prior express consent is prohibited.

Purchase orders are subject to the General Conditions for the Supply of Products and Services of the Electrical and Electronics Industry recommended by the ZVEI (German Electrical and Electronic Manufacturers' Association), unless otherwise agreed.