



SAW filters for infrastructure systems

Series/Type: B3881

The following products presented in this data sheet are being withdrawn.

Ordering Code	Substitute Product	Date of Withdrawal	Deadline Last Orders	Last Shipments
B39171B3881Z710		2012-01-13	2012-12-31	2013-03-30

For further information please contact your nearest EPCOS sales office, which will also support you in selecting a suitable substitute. The addresses of our worldwide sales network are presented at www.epcos.com/sales.

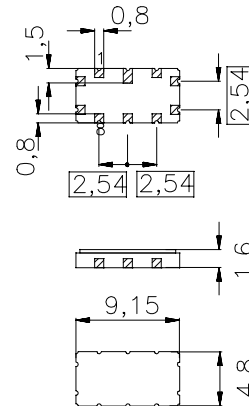
Data Sheet

 Ceramic package **QCC10B**
Features

- High performance IF bandpass filter
- Multichannel W-CDMA and CDMA capable
- Hermetically sealed ceramic package
- unbalanced to unbalanced and unbalanced to balanced operation possible

Terminals

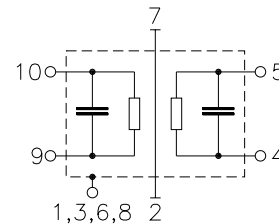
- Gold plated



Dimensions in mm, approx. weight 0,23 g

Pin configuration

9	Input
10	Input ground
4	Output
5	Output ground or balanced output
2, 7	Ground
1, 3, 6, 8	To be grounded



Type	Ordering code	Marking and Package according to	Packing according to
B3881	B39171-B3881-Z710	C61157-A7-A49	F61074-V8172-Z000

Electrostatic Sensitive Device (ESD)

Maximum ratings

Operable temperature range	T	-40/ +85	°C
Storage temperature range	T_{stg}	-40/ +85	°C
DC voltage	V_{DC}	5	V
Source power	P_s	10	dBm



SAW Components

B3881

Low-Loss Filter

168,96 MHz

Data Sheet

Characteristics

Operating temperature: $T = +35 \dots +85 \text{ }^\circ\text{C}$
 Terminating source impedance: $Z_S=50 \text{ }\Omega$ single ended and matching network
 Terminating load impedance: $Z_S=50 \text{ }\Omega$ single ended and matching network

		min.	typ.	max.	
Nominal frequency	f_N	—	168,96	—	MHz
Minimum insertion attenuation (including matching network)	α_{\min}	—	18,5	20,5	dB
Passband width					
$\alpha_{\text{rel}} \leq 1 \text{ dB}$	$B_{1\text{dB}}$	—	14,1	—	MHz
$\alpha_{\text{rel}} \leq 2 \text{ dB}$	$B_{2\text{dB}}$	—	14,5	—	MHz
$\alpha_{\text{rel}} \leq 40 \text{ dB}$	$B_{40\text{dB}}$	—	17,1	—	MHz
Amplitude ripple (p-p)	$\Delta\alpha$				
$f_N \pm 6,67 \text{ MHz}$		—	0,6	0,9	dB
Group delay ripple (p-p)	$\Delta\tau$				
$f_N \pm 6,67 \text{ MHz}$		—	80	120	ns
Phase Linearity¹⁾ (rms)	$\Delta\phi$				
$f_N \pm 1,92 \text{ MHz}$		—	0,5	1,0	°
$f_N - 5,0 \text{ MHz} \pm 1,92 \text{ MHz}$		—	1,5	2,0	°
$f_N + 5,0 \text{ MHz} \pm 1,92 \text{ MHz}$		—	0,9	1,5	°
$f_N + k*1,25 \text{ MHz} \pm 0,6144 \text{ MHz}$		—	0,7	1,3	°
Average Error Vector Magnitude ¹⁾	EVM				
$f_N \pm 1,92 \text{ MHz}$		—	1,3	3,0	%
$f_N - 5,0 \text{ MHz} \pm 1,92 \text{ MHz}$		—	3,0	4,0	%
$f_N + 5,0 \text{ MHz} \pm 1,92 \text{ MHz}$		—	2,5	4,0	%
$f_N + k*1,25 \text{ MHz} \pm 0,6144 \text{ MHz}$		—	1,8	4,0	%
Relative attenuation (relative to α_{\min})	α_{rel}				
$f_N \pm 7,5 \text{ MHz} \dots f_N \pm 17,5 \text{ MHz}$		2	4	—	dB
$f_N \pm 17,5 \text{ MHz} \dots f_N \pm 21,5 \text{ MHz}$		41	45	—	dB
$f_N \pm 21,5 \text{ MHz} \dots f_N \pm 25,5 \text{ MHz}$		43	48	—	dB
$f_N \pm 25,5 \text{ MHz} \dots f_N \pm 66,0 \text{ MHz}$		45	50	—	dB
$f_N \pm 66,0 \text{ MHz} \dots f_N \pm 111,0 \text{ MHz}$		40	45	—	dB
Temperature coefficient of frequency	TC_f	—	- 18	—	ppm/K

1) Phase Linearity/Average Error Vector Magnitude: where k = (-5, -4 +5)



SAW Components

B3881

Low-Loss Filter

168,96 MHz

Data Sheet

Characteristics

Operating temperature: $T = 0 \dots +85 \text{ }^\circ\text{C}$
 Terminating source impedance: $Z_S=50 \text{ } \Omega$ single ended and matching network
 Terminating load impedance: $Z_S=50 \text{ } \Omega$ single ended and matching network

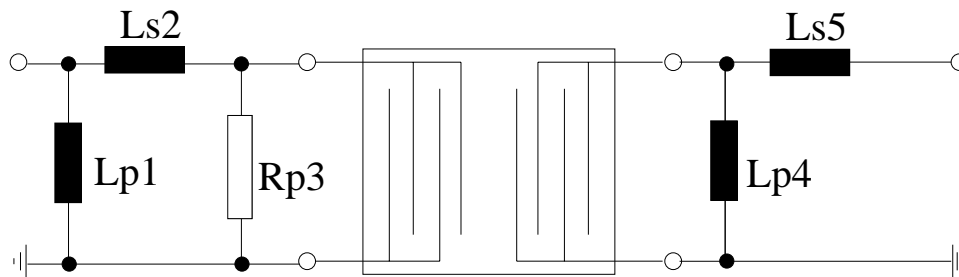
		min.	typ.	max.	
Nominal frequency	f_N	—	168,96	—	MHz
Minimum insertion attenuation (including matching network)	α_{\min}	—	18,5	20,5	dB
Passband width					
$\alpha_{\text{rel}} \leq 1 \text{ dB}$	$B_{1\text{dB}}$	—	14,1	—	MHz
$\alpha_{\text{rel}} \leq 2 \text{ dB}$	$B_{2\text{dB}}$	—	14,5	—	MHz
$\alpha_{\text{rel}} \leq 40 \text{ dB}$	$B_{40\text{dB}}$	—	17,1	—	MHz
Amplitude ripple (p-p)	$\Delta\alpha$				
$f_N \pm 6,67 \text{ MHz}$		—	0,6	0,9	dB
Group delay ripple (p-p)	$\Delta\tau$				
$f_N \pm 6,67 \text{ MHz}$		—	80	120	ns
Phase Linearity¹⁾ (rms)	$\Delta\phi$				
$f_N \pm 1,92 \text{ MHz}$		—	0,5	1,0	°
$f_N - 5,0 \text{ MHz} \pm 1,92 \text{ MHz}$		—	1,5	2,5	°
$f_N + 5,0 \text{ MHz} \pm 1,92 \text{ MHz}$		—	0,9	1,5	°
$f_N + k*1,25 \text{ MHz} \pm 0,6144 \text{ MHz}$		—	0,7	1,3	°
Average Error Vector Magnitude ¹⁾	EVM				
$f_N \pm 1,92 \text{ MHz}$		—	1,3	3,0	%
$f_N - 5,0 \text{ MHz} \pm 1,92 \text{ MHz}$		—	3,0	4,5	%
$f_N + 5,0 \text{ MHz} \pm 1,92 \text{ MHz}$		—	2,5	4,0	%
$f_N + k*1,25 \text{ MHz} \pm 0,6144 \text{ MHz}$		—	1,8	4,0	%
Relative attenuation (relative to α_{\min})	α_{rel}				
$f_N - 7,5 \text{ MHz} \dots f_N - 17,5 \text{ MHz}$		2	4	—	dB
$f_N + 7,5 \text{ MHz} \dots f_N + 17,5 \text{ MHz}$		1,5	4	—	dB
$f_N \pm 17,5 \text{ MHz} \dots f_N \pm 21,5 \text{ MHz}$		41	45	—	dB
$f_N \pm 21,5 \text{ MHz} \dots f_N \pm 25,5 \text{ MHz}$		43	48	—	dB
$f_N \pm 25,5 \text{ MHz} \dots f_N \pm 66,0 \text{ MHz}$		45	50	—	dB
$f_N \pm 66,0 \text{ MHz} \dots f_N \pm 111,0 \text{ MHz}$		40	45	—	dB
Temperature coefficient of frequency	TC_f	—	- 18	—	ppm/K

1) Phase Linearity/Average Error Vector Magnitude:where k = (-5, -4 +5)

Data Sheet

Matching network to 50 Ohm:

(Element values depend upon PCB layout)



$$L_{p1} = 47 \text{ nH}$$

$$L_{s2} = 100 \text{ nH}$$

$$R_{p3} = 1,8 \text{ k}\Omega$$

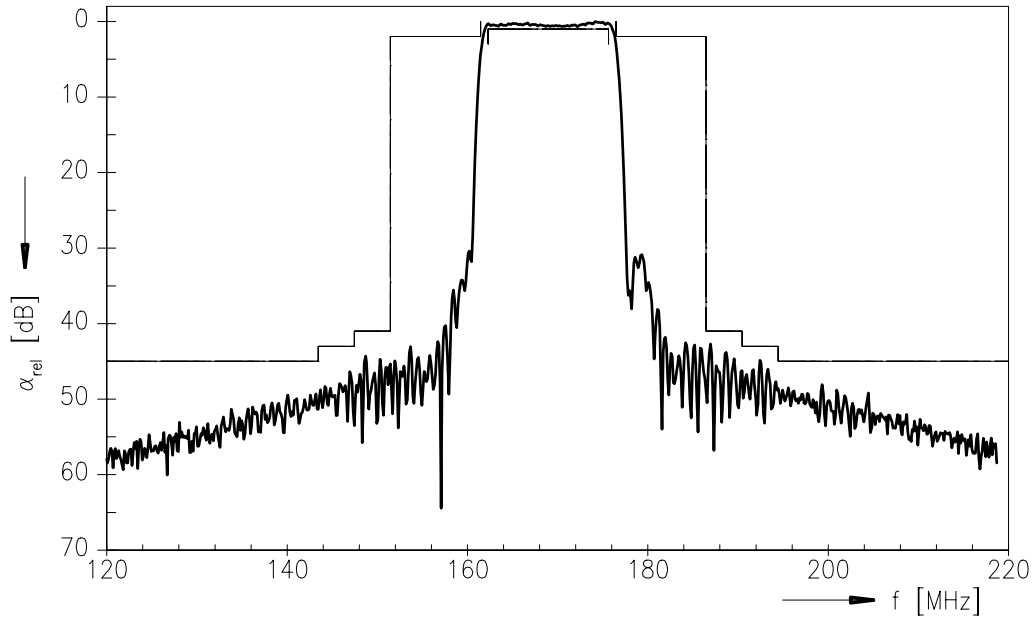
$$L_{p4} = 220 \text{ nH}$$

$$L_{s5} = 82 \text{ nH}$$

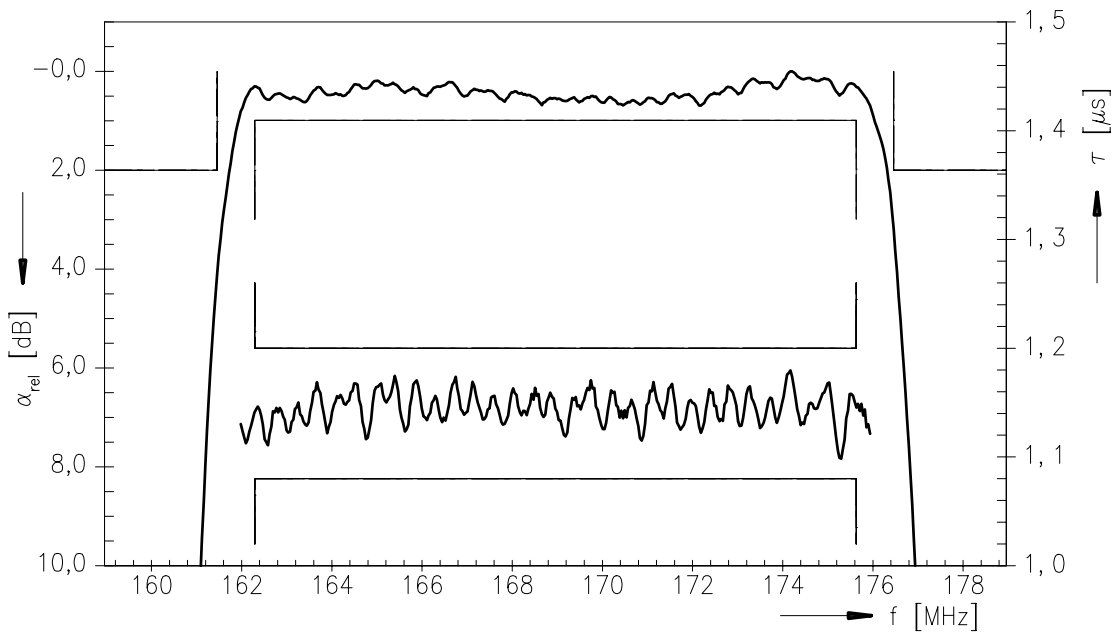


Data Sheet

Normalized frequency response, matching network (single ended to single ended)



Normalized frequency response (pass band), matching network





SAW Components

B3881

Low-Loss Filter

168,96 MHz

Data Sheet

Published by EPCOS AG

Surface Acoustic Wave Components Division, SAW MC PD

P.O. Box 80 17 09, 81617 Munich, GERMANY

© EPCOS AG 2004. Reproduction, publication and dissemination of this brochure and the information contained therein without EPCOS' prior express consent is prohibited.

Purchase orders are subject to the General Conditions for the Supply of Products and Services of the Electrical and Electronics Industry recommended by the ZVEI (German Electrical and Electronic Manufacturers' Association), unless otherwise agreed.

This brochure replaces the previous edition.

For questions on technology, prices and delivery please contact the Sales Offices of EPCOS AG or the international Representatives.

Due to technical requirements components may contain dangerous substances. For information on the type in question please also contact one of our Sales Offices.